

CLIL MultiKey lesson plan

LESSON PLAN

Subject: IT (Information Technology) and ICT (Information and Communication Technologies).

Topic: Introduction to basic parts of computer

Age of students: 16/17

Language level: B1

Content aims

After completing the lesson, the student will be able to:

Identify the basic parts of computer.

State the basic components of a computer and the computer peripheral devices.

List functionalities that the peripheral devices provide.

Explain the difference between the basic components of a computer and computer peripheral devices.

Demonstrate how to behave in the computer lab.

Language aims

After completing the lesson, the student will be able to:

Use essential vocabulary about basic parts of computer.

Use correctly new vocabulary through images and definitions.

Explain how to behave in the computer lab.

Materials:

Materials needed

The basic components of a computer and the computer peripheral devices.

Optional materials

Network to access the Internet

Organization of lesson:

Introduction

Teacher asks students questions:

- What are peripheral devices of a computer?
- What functionalities are provided by the peripheral device connects to a computer?
- What are some examples of computer peripheral devices?
- What is different between the basic components of a computer and computer peripheral devices?

Procedure

Lead-in:

- Teacher tells the students what the computer peripherals are.
- Teacher informs about types of peripheral devices.
- Teacher shows examples of the computer peripheral devices and the basic components of a computer.

Practice/task:

- Emphasize on the rules and regulation inside the computer lab.
- Teacher gives student printed materials (student handout).
- Teacher states and shows the basic parts of computer (component, peripheral devices of a computer).
- Teacher defines and demonstrates each of the basic parts of computer. Students shows each component in the open computer chassis.
- Teacher gives out the student material handout sheet and explains how to do tasks (student handout).

Summary

After finishing the lesson, student should know:

- What are the computer peripheral,
- Define the roles and the functionalities peripheral device connects to a computer,
- How to behave in the computer labs.

CLIL MultiKey lesson plan

Student handout




FIRST TASK

Identify and name the basic parts of computer:



SECOND TASK

Match the correct answers with picture

MONITOR	•	•	
SYSTEM UNIT	•	•	
MOUSE	•	•	
KEYBOARD	•	•	